
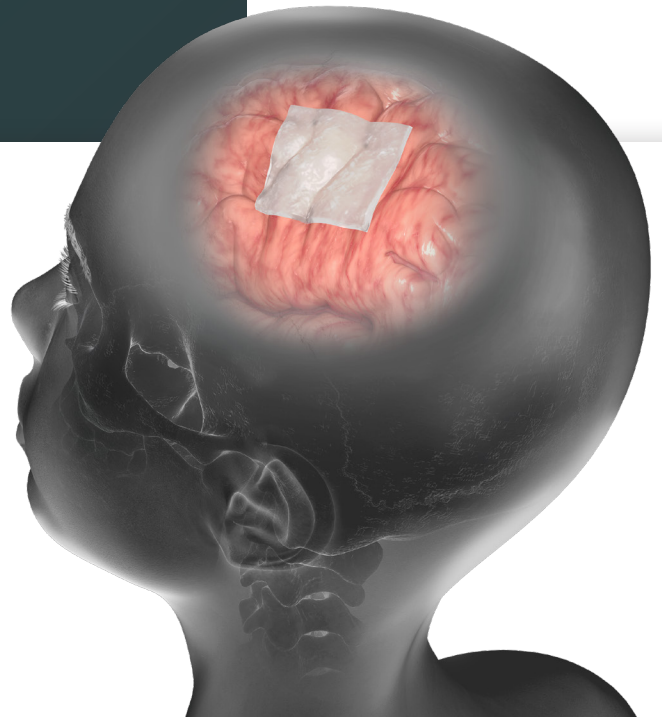


# DuraMatrix- Onlay Conform

## Features and benefits

- Promotes proliferation and ingrowth of fibroblasts, making it a favorable dural substitute<sup>1</sup>
- Can be placed directly over the dural defect with sutureless closure
- Demonstrated protection against cerebrospinal fluid (CSF) leakage<sup>2</sup>
- Textured top surface allows for easy grip and manipulation
- Soft smooth bottom surface allows for conformability to complex structures of the brain

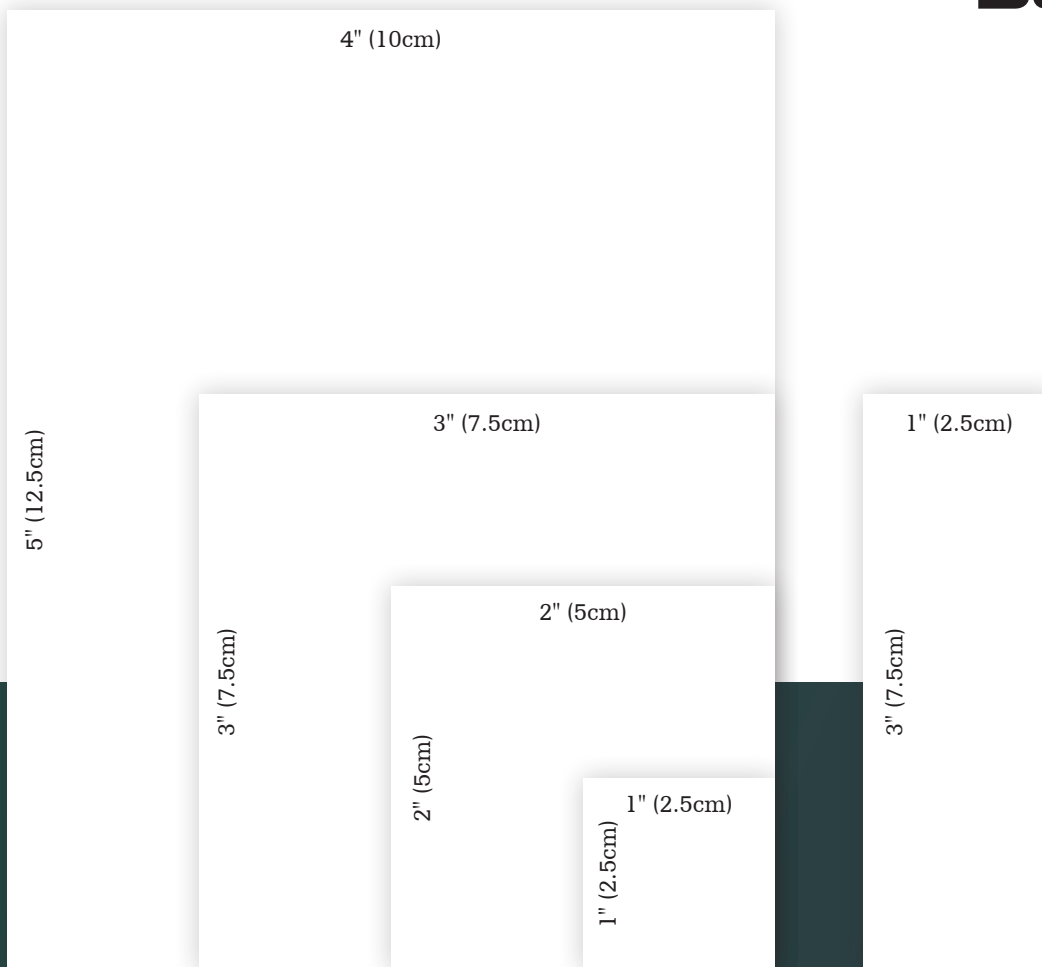


## Ease of Use

- Hydrates with sterile saline
- Easily trimmed dry or hydrated
- Placed over the defect with 1cm overlap

## Flexibility

- Highly conformable
- Intended to be applied as an onlay graft



Product Number	Size	Units Per
DMOC11 (1x1)	1in x 1in (2.5cm x 2.5cm)	1
DMOC13 (1x3)	1in x 3in (2.5cm x 7.5cm)	1
DMOC22 (2x2)	2in x 2in (5cm x 5cm)	1
DMOC33 (3x3)	3in x 3in (7.5cm x 7.5cm)	1
DMOC45 (4x5)	4in x 5in (12.5cm x 10cm)	1

**References:**

1. Narotam, Pradeep K, et al. "A clinicopathological study of collagen sponge as a dural graft in neurosurgery." J Neurosurg, vol. 82, 1995, pp. 406-412.
2. Sommerich, Bob, Barnick, Anita, Barakat, Mark, & Ward, Michael (2005). In Vivo Tissue Reaction, Resorption, Safety, and Efficacy of a Collagen Dural Substitute in an Animal Model. Codman and Shurtleff, Inc.

## Cranio-maxillofacial

This information is intended solely for the use of healthcare professionals. A surgeon must always rely on his or her own professional clinical judgment when deciding whether to use a particular product when treating a particular patient. Stryker does not dispense medical advice and recommends that surgeons be trained in the use of specific products before using them in surgery.

The information presented is intended to demonstrate the breadth of Stryker product offerings. A surgeon must always refer to the package insert, product label and/or instructions for use before using any Stryker product. Products may not be available in all markets because product availability is subject to the regulatory and/or medical practices in individual markets. Please contact your Stryker representative if you have questions about the availability of Stryker products in your area.

Stryker or its affiliated entities own, use, or have applied for the following trademarks or service marks: Stryker. All other trademarks are trademarks of their respective owners or holders. DuraMatrix & DuraMatrix-Onlay are registered trademarks of Collagen Matrix, Inc.

CMF-DM-BROC-988641\_REV-0

G55/PS

Copyright © 2024 Stryker

Stryker  
 1941 Stryker Way  
 Portage, MI 49002 USA  
 t: 269 389 5346 f: 877 648 7114  
 toll free: 800 962 6558  
 stryker.com  
 cmf.stryker.com